



DATA SOURCES

Tracey Baham

Introduction

- Background on Tracey Baham
- Role of the Office of Institutional Research & Effectiveness
- Data available on public websites
- Data available through Mississippi State University portal
- Additional data requests and processes

Institutional Research & Effectiveness



Data reporting &
analysis



Operational and
strategic planning &
evaluation



Accreditation &
policies

Data Reporting

- The federal government mandates data reporting through the Integrated Postsecondary Dataset (IPEDS) for all institutions that accept Title IV funding.
- The federal government also determines what metrics are important to the nation (e.g., graduation rates and job placement rates).
- As a public institution, the state government through the Institutions of Higher Learning (IHL) tells us who counts and when.
 - Defines who counts as a first-year student, who counts as what type of faculty member, what counts as a credit hour
 - Determines when we take the snapshots and submit them for validation
- Mississippi State University determines how we track and report the data.

Official University Data

- [Bulldog Basics](#) — a concise report of often requested information, compiled each fall and spring semester.
- [Degrees Awarded](#) — all degrees awarded for each semester
- [Enrollment Data](#) — various ways to count students enrolled at MSU
- [Enrollment Profiles](#) — profiles of students enrolled at MSU
- [Factbooks](#) — statistics about enrollment, faculty and employees
- [Faculty Data](#) — number of faculty employed at MSU
- [First-time Students](#) — statistics about our freshmen profile
- [Five-year Profile of Scholarly Outcomes](#) — collection of data for each college and department at the institution
- [Pivot Tables](#) — collection of spreadsheets with more details for enrollment, degrees awarded, credit hours produced, and number of employees/faculty
- [Student Credit Hour Production](#) — student credit hours produced each semester
- [IHL Reports](#) — MSU data submitted to our governing body

Source: <https://ir.msstate.edu/research.php>

Official Fall 2020 Enrollment

Total Enrollment
22,986

Enrollment by Student Type

Year	2018	2019	2020	
Student Type	Count	Count	Count	% Change
First-time Freshmen	3,565	3,500	3,223	-7.91%
First-time Graduate	652	587	916	56.05%
First-time Other**	89	97	76	-21.65%
First-time Transfer	2,075	1,916	2,006	4.70%
Returning Grad Student	2,462	2,474	2,887	16.69%
Returning Other**	64	63	61	-3.17%
Returning Professional	370	373	380	1.88%
Returning UG Student	12,697	13,216	13,437	1.67%
Total	21,974	22,226	22,986	3.42%

Percent Female

50.77%

Percent Veterans

4.12%

Student Attribute

- Honors
- Honors Probation

Enrollment by College

College	2018	2019	2020
Academic Affairs	1,013	868	876
Bagley College of Engineering	4,715	4,900	4,885
College of Ag. & Life Sciences	2,479	2,559	2,609
College of Arch, Art & Design	746	754	813
College of Arts & Sciences	5,305	5,269	5,204
College of Business	3,067	3,234	3,485
College of Education	3,430	3,438	3,896
College of Forest Resources	602	619	609
College of Veterinary Medicine	484	489	498
Graduate School	107	74	83
Special Non-Degree	26	22	28
Total	21,974	22,226	22,986

**Other = transient, HS taking college courses, non-formula 21 & over, and C2C students.

Student Level

- Undergraduate
- Graduate
- Professional

Degree Level

- Bachelor
- Doctorate
- Master
- Professional
- Specialist

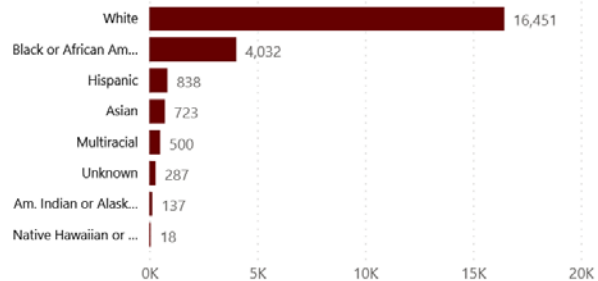
Student Campus

- Meridian
- MSU Gulf Coast ...
- Online Education
- Starkville

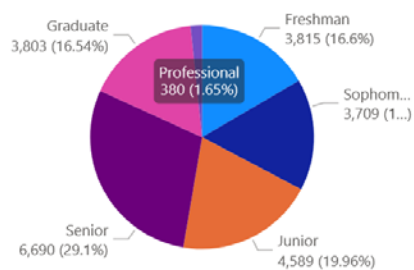
Traditional Student (<25 yrs)

- No
- Yes

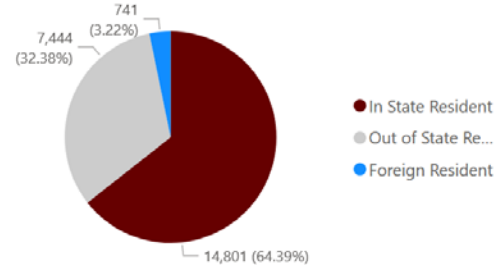
Enrollment by Ethnicity



Enrollment by Classification



Enrollment by Residence



Dashboards

<https://ir.msstate.edu/research/official.php>

<https://ir.msstate.edu/research/unofficial.php>



DATA REQUESTS

Contact oir@ir.msstate.edu

Special Requests

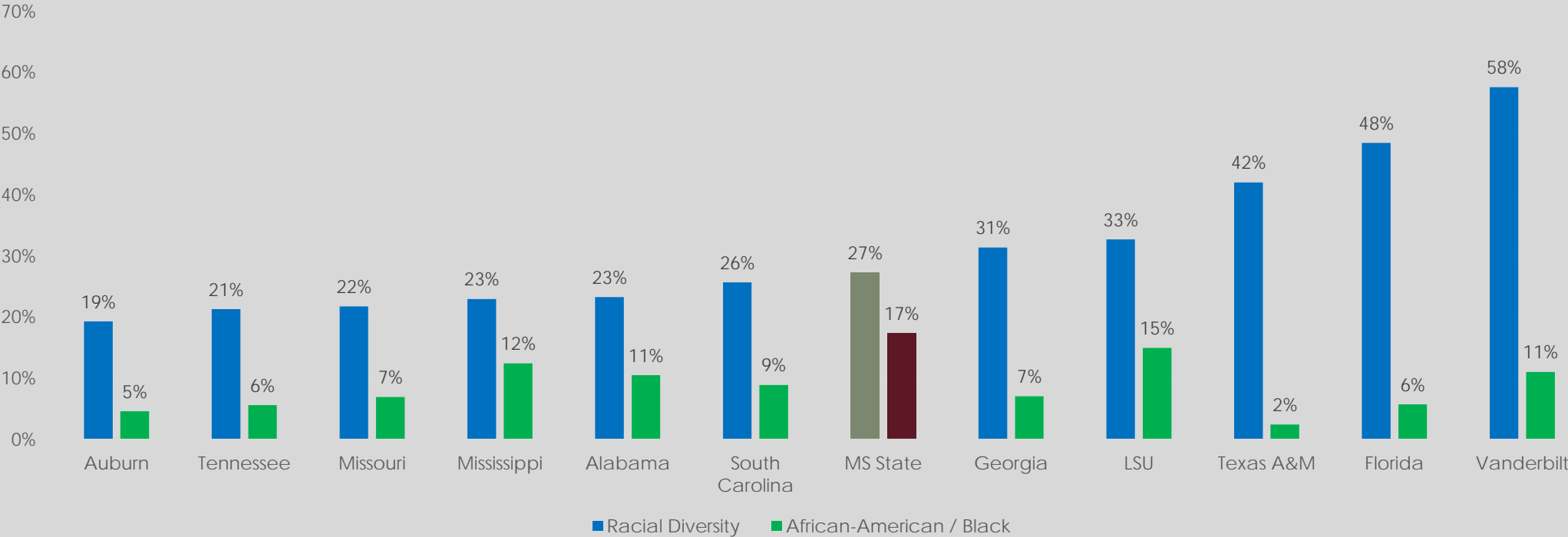
- When making requests, it's more helpful to have the research question rather than a request for data elements.
 - Knowing the type of study helps us identify the data types needed
 - We can ask clarifying questions on the front end rather than providing data and having to go back and recalculate more than once
- Research purpose and audience
 - Helps us determine whether data need to be de-identified
 - What IRB protocol we need to follow
 - Whether we need to pull from static data or real-time data

Definitions

- Depending on what definition you use, numerous calculations exist for a single request. For example, how many students are in xyz major?
 - Headcount or full-time equivalent
 - Undergraduate students only or all students
 - Students in the major or anyone taking classes in the major
 - Students from all campuses, or only a specific campus
 - How do we count students with double majors
 - Do we need separate considerations for those who start in the major or transfer in
- Common misconceptions
 - Retention vs. persistence
 - Cohort students vs. transfer students

Benchmarks

Racial Diversity in Undergraduate Student Population from Fall 2020



Other requests

- Survey design
- Focus group facilitation
- Qualitative studies (e.g., content analysis)
- Student engagement data from the National Survey of Student Engagement
- Other forms of student achievement